



Micro Commercial Components

Micro Commercial Components
 20736 Marilla Street Chatsworth
 CA 91311
 Phone: (818) 701-4933
 Fax: (818) 701-4939

BR805DL THRU BR810DL

Features

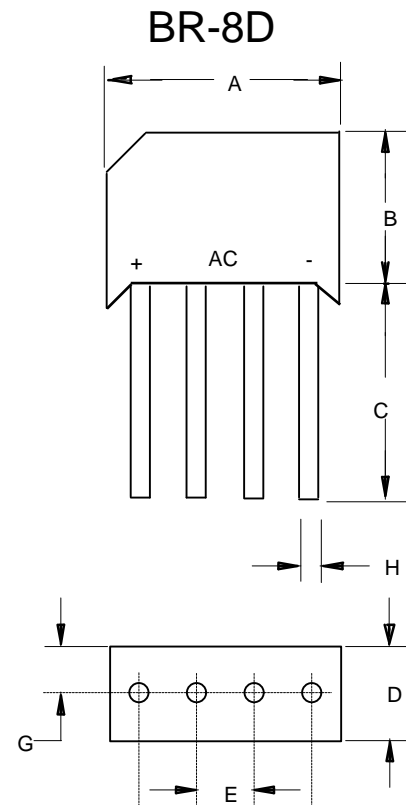
- Any Mounting Position
- Surge Rating Of 50 Amps
- Low Forward Voltage Drop
- UL Recognized File # E165989

**2 Amp Single Phase
Bridge Rectifier
50 to 1000 Volts**

Maximum Ratings

- Operating Junction Temperature: -55°C to +125°C
- Storage Temperature: -55°C to +150°C

MCC Catalog Number	Device Marking	Maximum Recurrent Peak Reverse Voltage	Maximum RMS Voltage	Maximum DC Blocking Voltage
BR805DL	BR805DL	50V	35V	50V
BR81DL	BR81DL	100V	70V	100V
BR82DL	BR82DL	200V	140V	200V
BR84DL	BR84DL	400V	280V	400V
BR86DL	BR86DL	600V	420V	600V
BR88DL	BR88DL	800V	560V	800V
BR810DL	BR810DL	1000V	700V	1000V



Electrical Characteristics @ 25°C Unless Otherwise Specified

Average Forward Current	$I_{F(AV)}$	2.0A	$T_C = 25^\circ\text{C}$
Peak Forward Surge Current	I_{FSM}	50A	8.3ms, half sine
Maximum Forward Voltage Drop Per Element	V_F	1.1V	$I_{FM} = 1.0\text{A}$ per element; $T_A = 25^\circ\text{C}^*$
Maximum DC Reverse Current At Rated DC Blocking Voltage	I_R	10 μA 1.0mA	$T_J = 25^\circ\text{C}$ $T_J = 100^\circ\text{C}$

*Pulse test: Pulse width 300 μsec , Duty cycle 1%

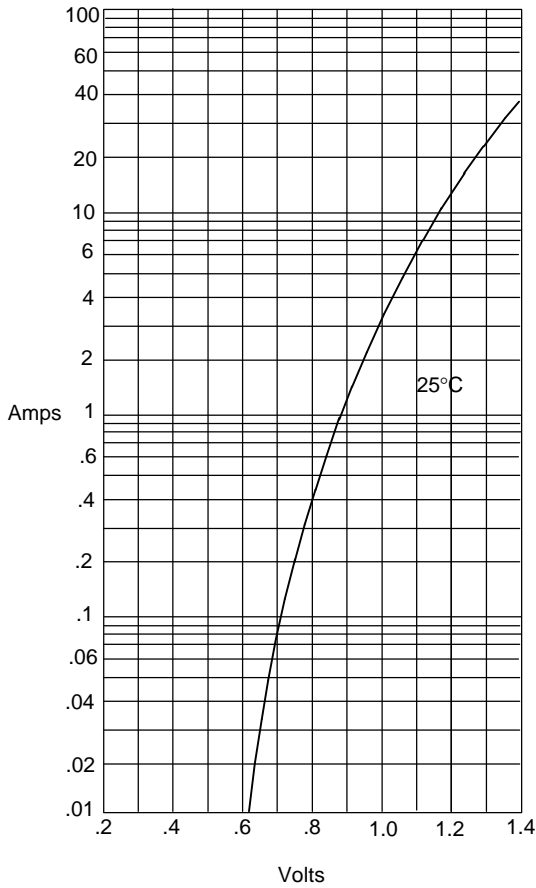
DIM	INCHES		MM		NOTE
	MIN	MAX	MIN	MAX	
A	---	.693	---	17.60	
B	---	.504	---	12.80	
C	.750	---	19.00	---	
D	---	.250	---	6.40	
E	.150	---	3.80	---	3PL/TYP
G	.125	---	3.20	---	
H	.030	.032	0.76	0.81	\emptyset

BR805DL thru BR810DL



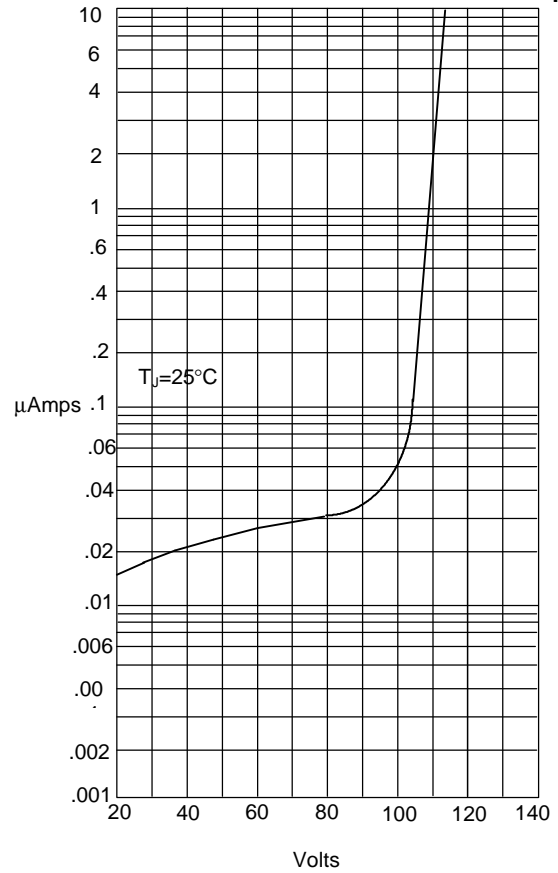
Micro Commercial Components™

Figure 1
Typical Forward Characteristics



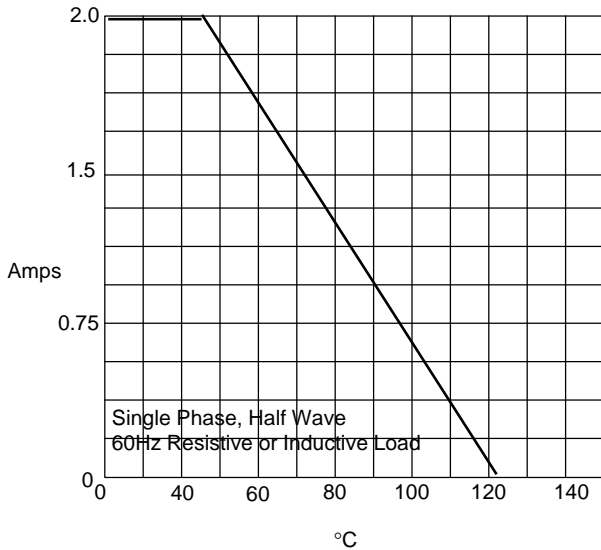
Instantaneous Forward Current - Amperes versus
Instantaneous Forward Voltage - Volts

Figure 2
Typical Reverse Characteristics



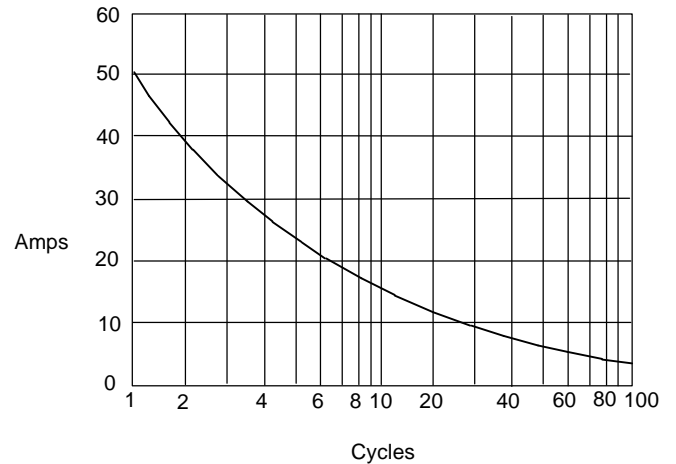
Instantaneous Reverse Leakage Current - MicroAmperes versus
Percent Of Rated Peak Reverse Voltage - Volts

Figure 3
Forward Derating Curve



Average Forward Rectified Current - Amperes versus
Ambient Temperature - °C

Figure 4
Maximum Non-Repetitive Forward Surge Current



Peak Forward Surge Current - Amperes versus
Number Of Cycles At 60Hz - Cycles